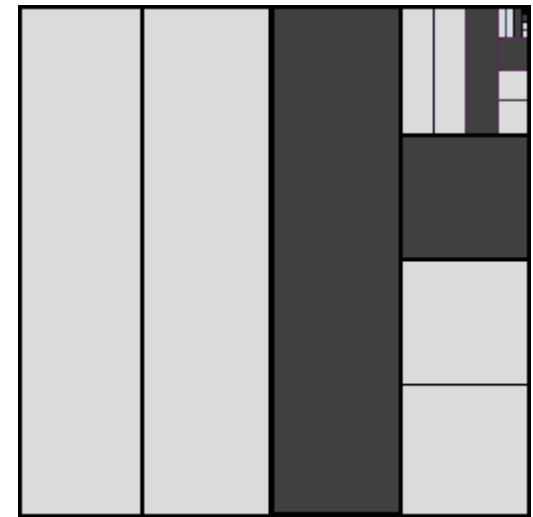



## Diminishing Returns – Sheet 1

For each image:

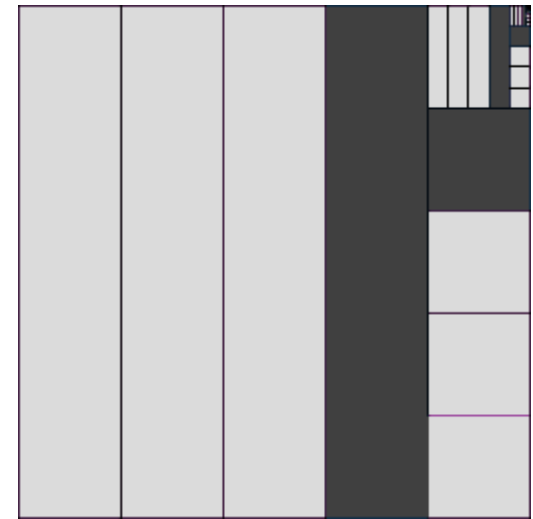


- Work out what fraction of the total is taken up by the five largest dark grey shapes.
- Add your fractions to estimate the proportion of the total that is coloured dark grey.
- If each process could be continued forever, what proportion of the whole image would be coloured dark grey?



## Diminishing Returns – Sheet 2

For each image:

- Work out what fraction of the total is taken up by the five largest dark grey shapes.
- Add your fractions to estimate the proportion of the total that is coloured dark grey.
- If each process could be continued forever, what proportion of the whole image would be coloured dark grey?



## Diminishing Returns – Sheet 3

For each image:

- Work out what fraction of the total is taken up by the five largest dark grey shapes.
- Add your fractions to estimate the proportion of the total that is coloured dark grey.
- If each process could be continued forever, what proportion of the whole image would be coloured dark grey?

